

Optomechanics

Small Optical Rails

Mounting Basics

Optical Rails

Mirror Mounts

Lens Mounts

Filter Mounts

Rotation Mounts

Adapters

V-Mounts

Apertures & Iris Diaphragms

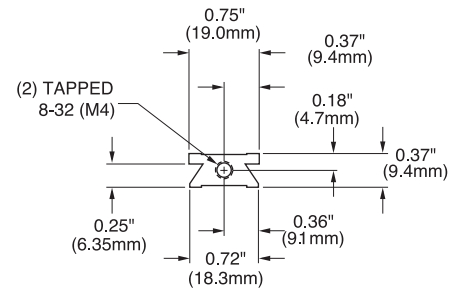
Lens Tubes

Cage Systems

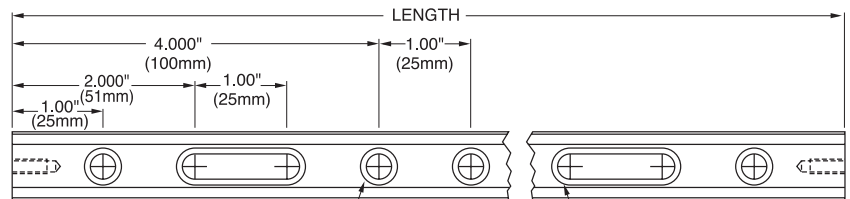

- Compact Low-Profile Dovetail Design
- Precision CNC Machined on All Surfaces
- Compatible With Our Snap-On Sliding Carriers (See Page 111)

The RLA Series of optical rails are precision machined on all surfaces to maintain good lateral alignment of the snap-on carriers as they are moved along the length of the rail. The rail's dovetail profile and snap-on carrier designs (see page 111) allow for the easy insertion and removal of optical components into existing rail systems.

Both the rails and the carriers are machined from an aircraft grade aluminum, which ensures good dimensional stability during manufacturing. A generous number of mounting holes and slots are provided to achieve flexibility when building optical systems.



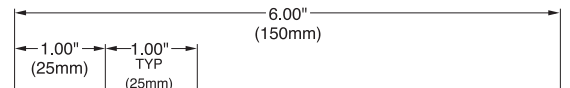
TYPICAL END VIEW



COUNTERBORED FOR 1/4"-20 SCREW (M6)

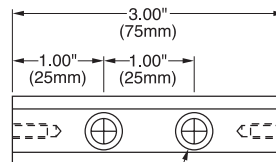
(2) COUNTERBORED SLOTS FOR 1/4"-20 SCREW (M6)

RLA1200, RLA1800, & RLA2400 (RLA300/M, RLA450/M, & RLA600/M)



RLA0600 (RLA150/M)

(5) COUNTERBORED CLEARANCE HOLES FOR 1/4"-20 SCREW (M6)



RLA0300 (RLA075/M)

(2) COUNTERBORED CLEARANCE HOLES FOR 1/4"-20 (M6) SCREW

RAIL CLAMPS



These table clamps fit snugly into the dovetail design of our optical rails.

ITEM#	METRIC ITEM#	\$	£	€	RMB	DESCRIPTION
CL6	CL6	\$ 5.60	£ 3.50	€ 5.20	¥ 53.50	Miniature Rail Clamp

ITEM#	METRIC ITEM#	\$	£	€	RMB	DESCRIPTION
RLA0300	RLA075/M	\$ 26.30	£ 16.60	€ 24,50	¥ 251.20	3" (75mm) Optical Rail
RLA0600	RLA150/M	\$ 38.90	£ 24.50	€ 36,20	¥ 371.50	6" (150mm) Optical Rail
RLA1200	RLA300/M	\$ 69.30	£ 43.70	€ 64,40	¥ 661.80	12" (300mm) Optical Rail
RLA1800	RLA450/M	\$ 100.80	£ 63.50	€ 93,70	¥ 962.60	18" (450mm) Optical Rail
RLA2400	RLA600/M	\$ 135.50	£ 85.40	€ 126,00	¥ 1,294.00	24" (600mm) Optical Rail