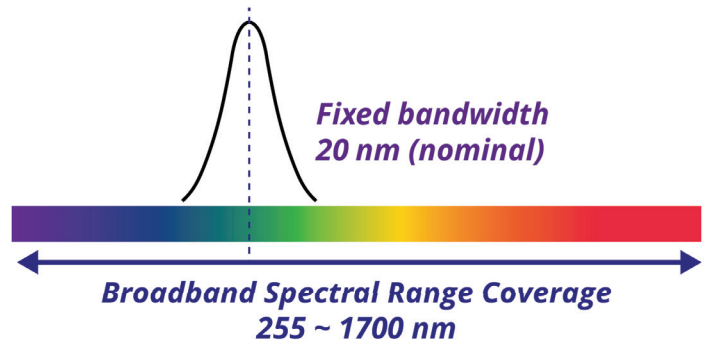

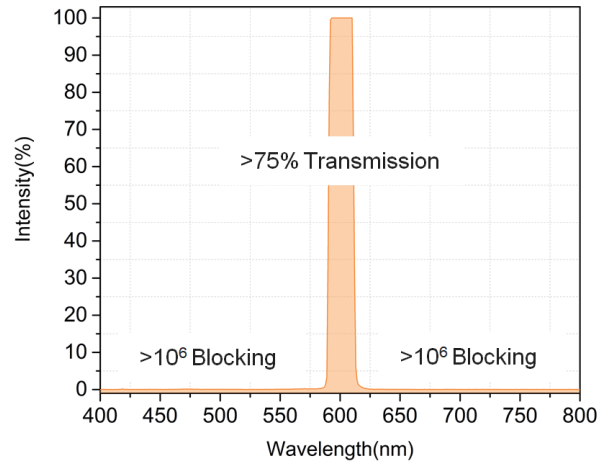




CenterLine-A5 / CenterLine-A10



Model	CWL (nm)	FWHM (nm)
CenterLine-F00	255 - 290	20 (nominal)
CenterLine-F01	280 - 310	20 (nominal)
CenterLine-F02	310 - 350	20 (nominal)
CenterLine-F03	348 - 390	20 (nominal)
CenterLine-F04	385 - 435	20 (nominal)
CenterLine-F05	430 - 490	20 (nominal)
CenterLine-F06	485 - 550	20 (nominal)
CenterLine-F07	545 - 620	20 (nominal)
CenterLine-F08	615 - 700	20 (nominal)
CenterLine-F09	690 - 790	20 (nominal)
CenterLine-F10	775 - 890	20 (nominal)
CenterLine-F11	880 - 1015	20 (nominal)
CenterLine-F12	1000 - 1150	20 (nominal)
CenterLine-F13	1140 - 1310	20 (nominal)
CenterLine-F14	1300 - 1500	20 (nominal)
CenterLine-F15	1475 - 1700	20 (nominal)



Simple manual operation

* Center Wavelength tuning range can vary by a few nanometers depending on the product.
 Minimum step size of center wavelength : 1 nm / Bandwidth : fixed at 20 nm (nominal)

CenterLine-A5	5 mm	Suitable for supercontinuum lasers
CenterLine-A10	10 mm	Suitable for light sources with large beam size (tungsten-halogen, plasma, LED)

* For optimal performance input light source must be collimated
 * Manual models require a spectrometer for operation

	CenterLine-A5	CenterLine-A10
Spectral range (nm)	255 - 1700	255 - 1700
Bandwidth (FWHM) (nm)	20 (nominal)	20 (nominal)
Aperture size (mm)	5	10
Out of band blocking	OD 12 (10^{-12}) in tuning range, OD 6 (10^{-6}) in spectral range	
Damage threshold	Peak Fluence < 1.75 Joules/cm ² (~70 spot diam., 10 ns pulse, 10 Hz repetition rate, 532 nm LASER) CW (Continuous wave) Intensity < 2 MW/cm ² (1064 nm, ~ 90 μm spot diam.)	
Transmission efficiency (%)	≥ 75 % (in proportion to the input light power / FWHM . 10 nm)	
Dimension (L x W x H, mm)	40 x 58 x 40	
Weight	0.2	